





Kids' Birdwatching Week

– a guide for teachers and other child group leaders



The idea

The purpose of Kids' Birdwatching Week is to get to know birding and birds by seeking signs of their nesting.

In late May, most of the birds' breeding season is at its peak, and birds are easy to see and hear in all kinds of environments.

The nesting of birds fascinates both children and adults, and the search for the signs of nesting can even be thought of as a fun detective game!

It does not matter if you cannot find any nests. Many kinds of signs of nesting can be found even if you are nowhere near a nest. Birds carrying nest material or food, for example, can be observed anywhere.

Identifying bird species is not essential – enjoying nature together is the important thing. Signs of nesting can be searched for and found even if you cannot identify a single bird species.

How to participate

Participating is easy:

- Choose a date that suits you during the Kids' Birdwatching Week (in 2026, 18th to 24th of May).
- Go on your trip and search for the signs of nesting (see the event's website for more information).
- Report your observations with the online form on the event's website.
- All participants who have reported their observations within the time limit are included in a prize draw!

You can also choose to learn more about the nesting of birds with the supplementary material on the event's website, for example before your trip.

Example of a day program and checklist

Before the trip


- Familiarise yourself with the guides on the event's website (if needed).
 - Getting outdoors with children
 - What to do if you find a nest or young birds?
- Prepare the materials you wish to use.
 - Print out and copy at the least the observation sheets (downloadable from the website).

On the day of your trip

- Show your group a PowerPoint presentation on the signs of nesting (if you wish).
- The field trip.
 - Search for the signs of nesting and report your observations on the observation sheets.
 - Do other fun activities as well: have a picnic break, play, take photographs etc.
 - Collect the observation sheets or combine your group's observations to one sheet at the end of the trip (either outdoors or inside).
- Draw or write about your experiences and observations on the trip (if you wish).

After the trip

- Report the group's observations with our online form (even if no observations were made).
- Send the photographs, drawings and stories you may have made to the event's Facebook page or to BirdLife Finland's office (by mail or email).



Materials and more tips: www.birdlife.fi/birdweek